



**DIESEL  
SOLUTIONS**  
FARM SMART. FARM EFFICIENT.



# 12251 MODULE

**INSTALLATION GUIDE**  
— 2013–2019 —

**6.7L CUMMINS ISB WITH REAR  
MOUNTED BREATHER OPTION**

**UP TO 30% HP GAIN**  
**1-3 MPG FUEL SAVINGS**



[AGDIESELSOLUTIONS.COM](http://AGDIESELSOLUTIONS.COM)





For Tech Support Please Call  
1.812.618.9168 or 1.855.343.7680

Position 1 - Stock - 0HP Gain  
Position 2 - Low - Up to 10% HP  
Position 3 - Med - Up to 20% HP  
Position 4 - High - Up to 30% HP  
Adjustable on the Fly  
Position 1 - Switch to Far Left  
Position 4 - Switch to Far Right



Module Switch can be ran inside the cab for easy performance adjustment  
Module Switch can be secured in engine bay if desired  
Module will default to HIGH setting if Switch is not connected

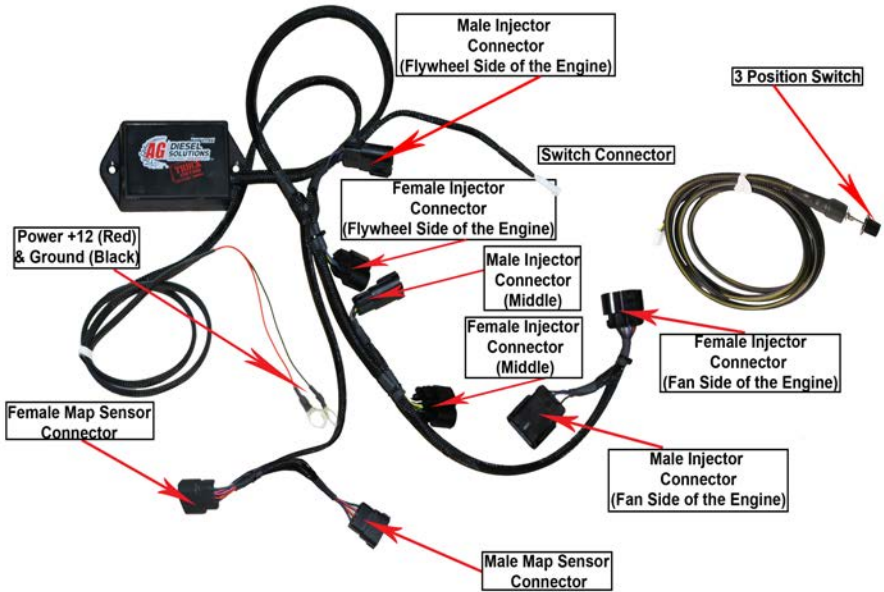
**\*NOTE: Do not change performance settings while vehicle under excessive load\***

**\*NOT FOR USE IN CALIFORNIA\***


**\*MODULE DOES NOT BYPASS, DELETE OR DEFEAT ANY EMISSION CONTROL SYSTEMS\***

**\*If installation assistance is needed, Ag Diesel Solutions is not responsible for any cost associated with third party installation\***


## 6.7L Cummins ISB Rear Mounted Breather Option Installation Instructions



- 1) At the rear of the RV, locate the 3 sets of stock injector connectors attached to the side of the engine head. These are located on the same side of the engine as the air intake. One connector is located closer to the Flywheel-side of the engine, one is in the middle behind the air intake, and the last connector is located closer to the Fan-side of the engine.



2) Unplug all 3 sets of stock injector connectors. Press the release tab on the connector and gently pull the connector apart.



3) Route the Module Harness as shown in the picture below. The Module Case will be located closer to the Flywheel side of the engine.



4) Locate the first injector connector near the flywheel side of the engine. Plug the female injector connector on the Ag Diesel Solutions module harness labeled "flywheel" into the stock male injector connector. The male injector connector on the Ag Diesel Solutions module harness will plug into the female injector connector.



5) Continue to the next 2 sets of injector connectors. Repeat Step 4 to connect each pair of injector connectors. **Note:** The Ag Diesel Solutions harness will connect in series between the stock injector plugs and stock wiring plugs. All plugs on the new harness will be connected.



6) Locate the MAP sensor.



7) Plug the Ag Diesel Solutions female MAP sensor connector into the stock male MAP sensor. Plug the Ag Diesel Solutions male MAP sensor connector into the stock female MAP sensor connector.




**9)** Connect Red wire with ring terminal to a +12V constant source. Connect the Black wire with ring terminal to a good Chassis Ground. On the constant +12V of the intake air heater grid relay.  
**Note:** Use the engine battery, not the "house" battery.



**10)** Mount the module with the connector on the bottom side, as to reduce the chance of moisture from getting into the module harness. Keep away from excessive heat and moving parts. **Note:** Zip tie onto the factor computer wire harness works well.



10) Once you have installed the module, connect the switch to the switch pigtail. Once connected you can zip tie it to the module and leave it in place.



## THE SMARTEST CHOICE FOR YOUR FARM AND EQUIPMENT

UP TO  
**30%**  
MORE HORSEPOWER

**10-20%**  
FUEL SAVINGS



- » LINEAR LOAD BASED TECHNOLOGY ‹
- » PLUG AND PLAY INSTALLATION ‹
- » NO FLASHING/PROGRAMMING OF FACTORY ECM ‹
- » INDIANA BASED TECH SUPPORT ‹



For any  
questions on  
this installation  
please call Tech  
Support at  
812.618.9168



**AG/ DIESEL SOLUTIONS**  
FARM SMART. FARM EFFICIENT.

## Why Ag Diesel Solutions Modules ?

*Saving More Fuel Per Hour with 10-20% Returns  
Getting More Done -- Up to 30% More Horsepower and Torque*

*No Programming of the Factory ECM or Changes to Fuel Pressure*

*Linear Based Load Technology - Only Giving Power when You Need It*

*Peace of Mind with USA Based Tech Support and  
a 30 Day Money Back Guarantee*

*No Loss of Product Benefits if Factory Tuning is Required  
Reduce Downtime - Install Yourself - No Tech Needed*

*Transferable to New Machines with Same Engine  
Does Not Defeat or Delete Any Engine Components*

*Quality Manufacturing to Withstand a LIFETIME on the Farm*



**AgDieselSolutions.com**

Engineered, Manufactured, Tested and Proven in the

**U.S.A**

Industry Leading LIFETIME WARRANTY

**THIS IS A HIGH PERFORMANCE PRODUCT. USE AT YOUR OWN RISK.**

Do not use this product until you have carefully read the following agreement. This sets forth the terms and conditions for the use of this product. The installation of this product indicates that the BUYER has read and understands this agreement and accepts its terms and conditions

**DISCLAIMER OF WARRANTY AND LIMITATION OF LIABILITY**

PSI Power, Inc and its successors, distributors, jobbers, and dealers (hereafter "SELLER") shall in no way be responsible for the product's proper use and service. It is the installer's responsibility to check for proper installation and if in doubt, contact the manufacturer. The SELLER assumes no liability regarding the improper installation or misapplication of its products. BUYER ACKNOWLEDGES IT HAS HAD THE OPPORTUNITY TO FULLY INSPECT THE PRODUCT. ACCORDINGLY, BUYER ACKNOWLEDGES THAT THE PRODUCT IS BEING SOLD IN "AS IS/WHERE IS" CONDITION AND WITH ALL FAULTS. EXCEPT AS OTHERWISE PROVIDED HEREIN, THERE ARE NO EXPRESS WARRANTIES WITH RESPECT TO THE GOODS, AND ALL IMPLIED WARRANTIES, INCLUDING BUT NOT LIMITED TO, IMPLIED WARRANTIES OF FITNESS FOR A PARTICULAR PURPOSE AND MERCHANTABILITY ARE LIKEWISE HEREBY EXPRESSLY AND FULLY DISCLAIMED. SELLER SHALL NOT BE HELD LIABLE FOR SPECIAL, INDIRECT, INCIDENTAL OR CONSEQUENTIAL DAMAGES OF ANY NATURE WITH RESPECT TO THE PRODUCTS (INCLUDING, WITHOUT LIMITATION, LOST PROFITS, LOST SALES, LOSS OF PRODUCTION, PROPERTY DAMAGE, PERSONAL INJURY OR LOSS OR DAMAGE RESULTING FROM INTERRUPTION OR FAILURE IN OPERATION OF THE PRODUCTS) AND BUYER HEREBY EXPRESSLY WAIVES AND DISCLAIMS ALL SUCH LIABILITY CLAIMS. THE BUYER ACKNOWLEDGES AND AGREES THAT THE DISCLAIMER OF LIABILITY CONTAINED HEREIN IS A MATERIAL TERM OF THE SALE OF THE PRODUCT AND, TO THE FULLEST EXTENT PERMITTED BY LAW, BUYER SHALL DEFEND, INDEMNIFY AND HOLD SELLER HARMLESS FROM ANY AND ALL CLAIMS, DEMANDS, CAUSES OF ACTION, CONTROVERSIES, LIABILITIES, FINES, LOSSES, COSTS AND EXPENSES (INCLUDING, BUT NOT LIMITED TO ATTORNEYS' FEES, EXPERT WITNESS EXPENSES AND LITIGATION EXPENSES) ARISING FROM OR RELATED TO

**LIMITED LIFETIME WARRANTY**

PSI Power, Inc (hereafter "SELLER") warrants that the product supplied shall conform to SELLER's specifications and shall be free from defects in design, material or workmanship for the life of the original BUYER. This Warranty shall not be extended, transferred, assigned or varied except by a written instrument signed by SELLER and BUYER. Products that have been returned to SELLER during the warranty period and accompanied by a dated proof of purchase receipt, with shipping and handling paid by the BUYER, and found to be defective in design, material or workmanship, in SELLER's sole discretion, may be repaired or replaced at SELLER's option and cost. All warranty claims hereunder are subject to approval by SELLER upon examination of the product. If the product is found not to be defective by SELLER, the product may be returned to BUYER at BUYERS cost. Under no circumstances shall the SELLER be liable for any labor charged or travel time incurred in diagnosis for defects, removal, or reinstallation of this product, or any other expenses. This warranty is void on any products that show evidence of misapplication, negligence, improper installation, abuse, lack of proper maintenance or alteration from its original design.

IN THE EVENT THAT THE BUYER DOES NOT AGREE WITH THIS AGREEMENT: THE BUYER MAY PROMPTLY RETURN THIS PRODUCT, IN A NEW AND UNUSED CONDITION, WITH A DATED PROOF OF PURCHASE, TO THE PLACE OF PURCHASE WITHIN THIRTY (30) DAYS FROM DATE OF PURCHASE FOR A FULL REFUND. THE INSTALLATION OF THIS PRODUCT INDICATES THAT THE BUYER HAS READ AND UNDERSTANDS THIS AGREEMENT AND ACCEPTS ITS TERMS AND CONDITIONS.

# AGRICULTURE



Up to 30% Horsepower Increase  
10-20% Fuel Savings  
Does NOT Flash Factory ECM  
Field Tested and Dyno Proven  
Plug and Play Installation LIFETIME WARRANTY

# CONSTRUCTION



Up to 30% Horsepower Increase  
10-20% Fuel Savings  
Does NOT Flash Factory ECM  
Field Tested and Dyno Proven  
Plug and Play Installation LIFETIME WARRANTY

# TRUCK EDITION: LIGHT DUTY



Up to 90 Horsepower Increase  
1-3 MPG Fuel Savings  
Does NOT Flash Truck ECM  
Field Tested and Dyno Proven  
Plug and Play Installation LIFETIME WARRANTY

# TRUCK EDITION: MED, HEAVY DUTY



Up to 30% Horsepower Increase  
5-15% Fuel Savings  
Does NOT Flash Truck ECM  
Field Tested and Dyno Proven  
Plug and Play Installation LIFETIME WARRANTY

LEARN MORE: [AGDIESELSOLUTIONS.COM](http://AGDIESELSOLUTIONS.COM)

You Tube

